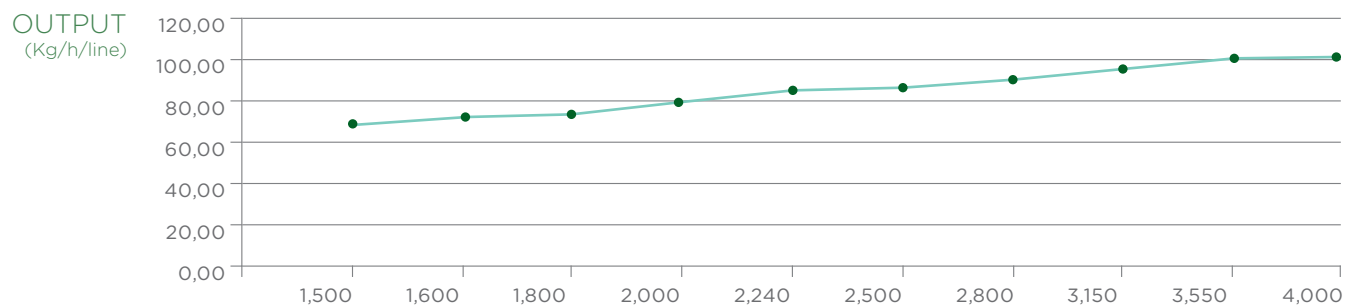
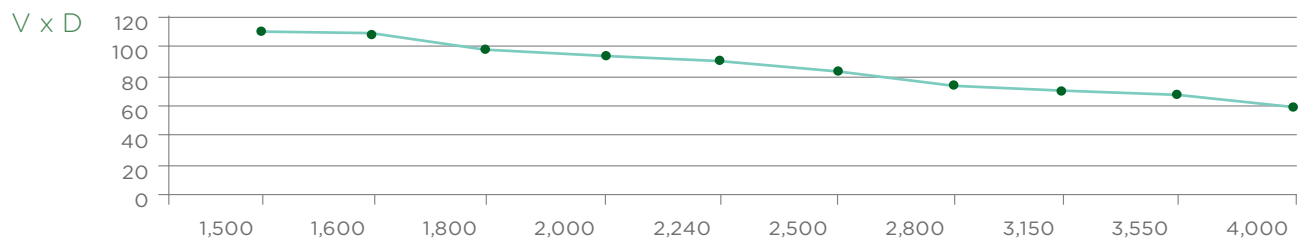
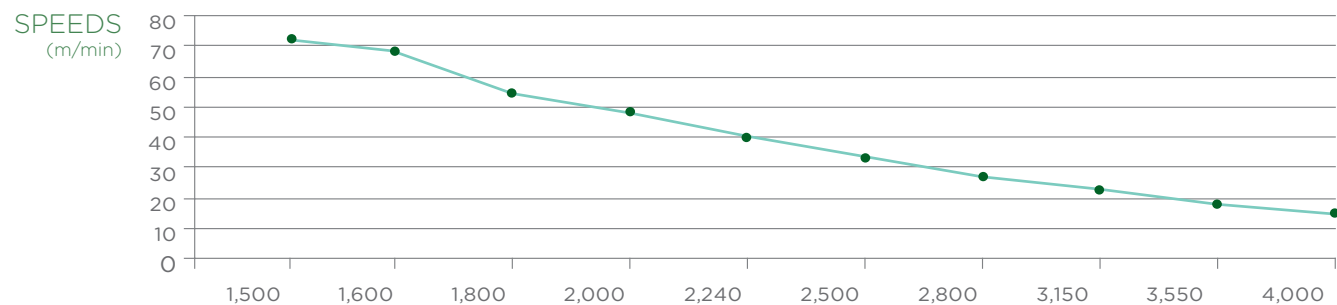


PRODUCTS / enamelling machines

Vertical Plants / GALILEO V150



GENERAL DATA

PLANT TYPE	GALILEO V150
PLANT OVERALL SIZES	21,5m(h) x2m(w)x17m(l)
PRODUCTION RANGE	1,50 - 4,00 mm

ANNEALING OVEN

TYPE & AXLE	VERTICAL
N. OF LINES	2
N. OF OVENS	2
OVEN LENGHT	16 m

DRAWING MACHINE with variable transmission technology

TYPE	RINGS
MAX INLET DIA.	4,50 mm
MAX N. OF PASSES	4
DIES ELONGATION	26%
DIE LAST PASSES	10 - 26 %

APPLICATOR

ENAMELS N.	3
TOTAL N. OF PASSES	18
WIRE SPACE	16,5 mm
ROLLS DIA.	700 mm

ENAMELLING OVEN & COOLING SYSTEM

N. OF LINES	2
N. OF OVENS	2
OVEN LENGTH/WIDTH	10 m /350mm
COOLING CHAMBER LENGTH	8 + 15 m

WINDER

AXLE	VERTICAL
AUTOMATIC CHANGE OVER SYSTEM	OPTIONAL
SPOOLS MIN CORE	160 mm
SPOOLS MAX FLANGE	500 mm
TRAVERSE MAX STROKE	800 mm
SPOOLS MAX WEIGTH	400 Kg

NEWTECH
WIRE INSULATING MACHINES

